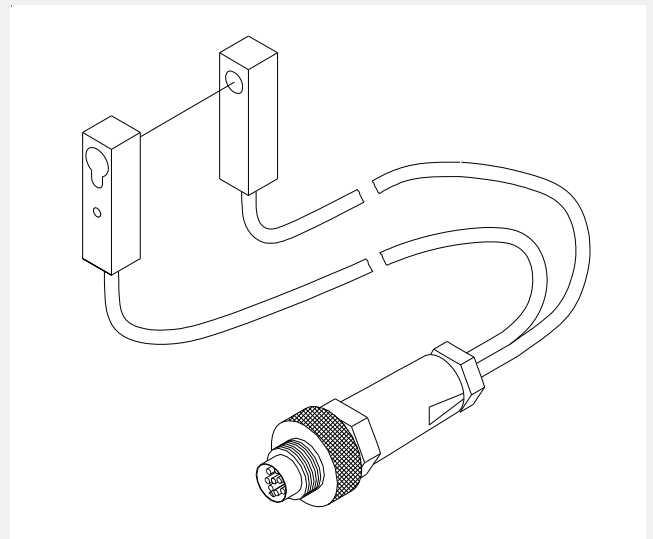


TLB Series

▶ **SLB-05-P** Split light barriers

- Insensitive to outside light due to optical filtering
- Connection either to constant light amplifier or pulsating light amplifier
- High resolution
- Scratch-resistant optics cover made of glass
- Sturdy metal housing
- Oil resistant connecting cable with 8-pole connector (Binder Series 712)

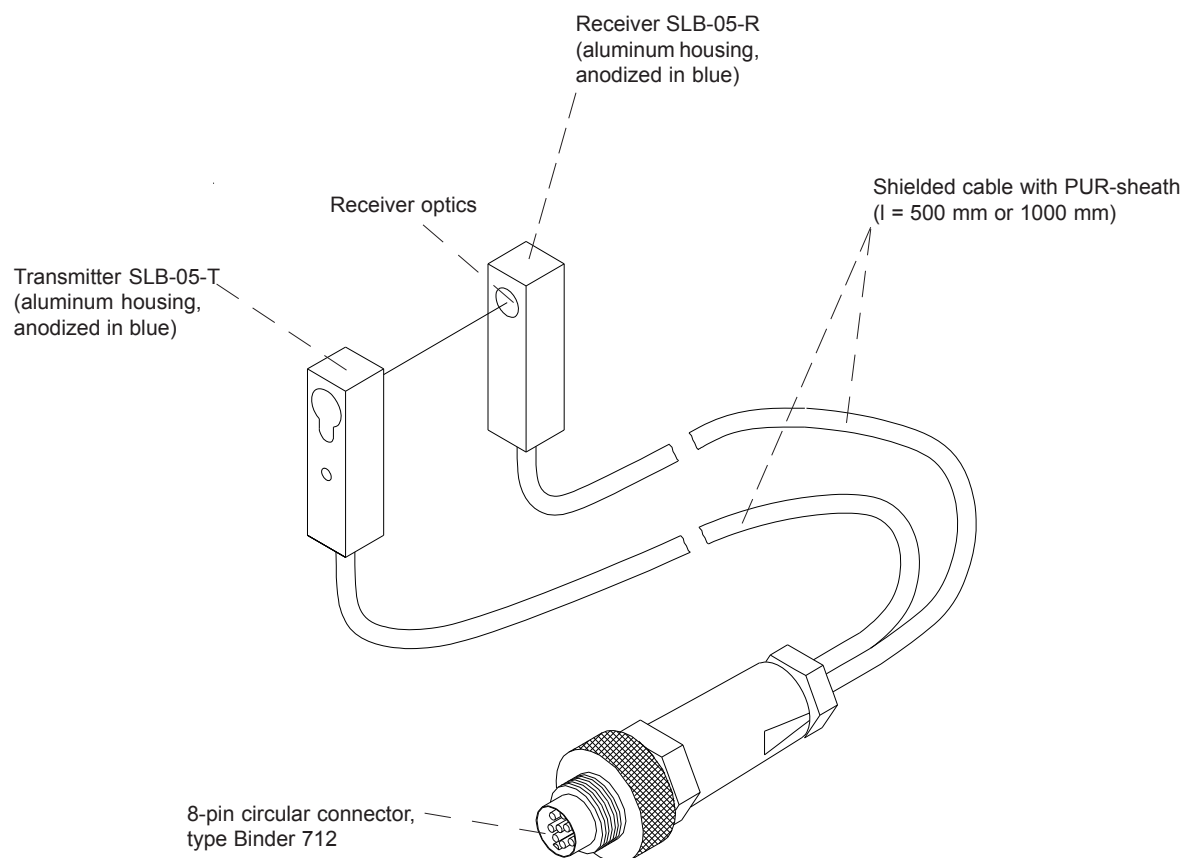


Design

Product name:

SLB-05-P-500 (transmitter SLB-05-T, receiver SLB-05-R, 8-pole connector, cable l=500 mm)

SLB-05-P-1000 (transmitter SLB-05-T, receiver SLB-05-R, 8-pole connector, cable l=1000 mm)





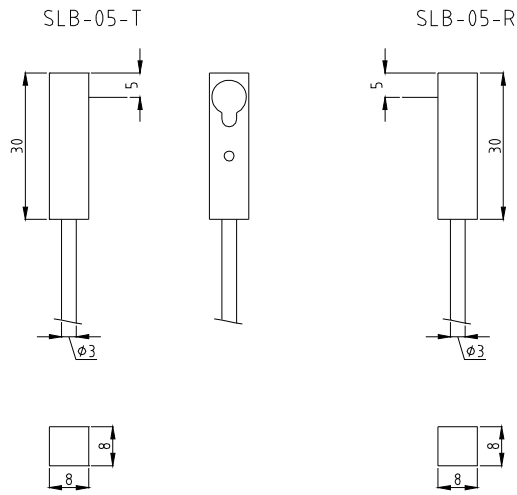
Technical Data

Model	SLB-05-P
Transmitter	IR-LED, 905 nm, DC operation: max. opt. power < 0,4 mW, AC operation: medium opt. power < 0.4 mW
Minimum detectable object	typ. 50 µm (DC operation) typ. 300 µm (AC operation)
Light spot dimension (at transmitter output)	typ. Ø 2.0 mm
Repeatability	typ. 10 µm (DC operation) typ. 100 µm (AC operation)
Maximum range	typ. 80 mm (DC operation) typ. 400 mm (AC operation)
Optics	collimated, beam divergency typ. 100 mrad
Optical filter	Daylight rejection filter RG715
Ambient light	up to 5000 Lux (AC operation)
Cable type	PUR sheath, black, shielded
Cable length	500 mm or 1000 mm
Mechanical protection	IP67
Connector type	8-pole circular connector, type Binder 712
Operating temperature range	-20°C ... +80°C
Storage temperature range	-20°C ... +85°C
Housing material	Aluminum, anodized in blue
Housing dimensions	approx. length 30 mm x width 8 mm x height 8 mm (see page 3)
EMC test acc. to	DIN EN 60947-5-2



Dimensions

SLB-05-T (transmitter) and
SLB-05-R (receiver):



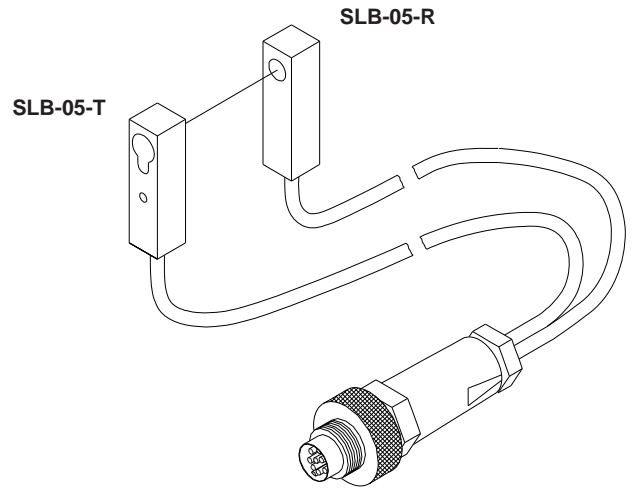
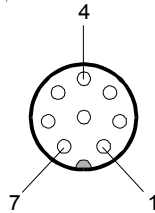
(All dimensions in mm)



Connector Assignment

Assignment 8-pin circular connector, type Binder 712:

Pin:	Assignment:
1	n.c.
2	n.c.
3	Transmitter anode
4	Receiver collector
5	Transmitter cathode
6	Receiver emitter
7	n.c.
8	n.c.
Shield	





Product Line

Fork light barriers:

FKB-06-...
FKB-06-...-P
FKB-06-...-TPN
FKB-06-...-TPO

FKB-06-...-BL
FKB-06-...-BL-P
FKB-06-...-BL-TPN
FKB-06-...-BL-TPO

FKB-08-...
FKB-08-...-P
FKB-08-...-TPN
FKB-08-...-TPO

FKB-08-...-BL
FKB-08-...-BL-P
FKB-08-...-BL-TPN
FKB-08-...-BL-TPO

Split light barriers:

SLB-01
SLB-01-P
SLB-01-TP

SLB-02
SLB-02-P
SLB-02-TP

SLB-03
SLB-03-P
SLB-03-TP

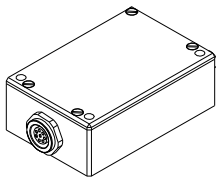
SLB-04
SLB-04-P
SLB-04-TPN
SLB-04-TPO

SLB-05
SLB-05-P
SLB-05-TPN
SLB-05-TPO

SLB-06
SLB-06-P
SLB-06-TP

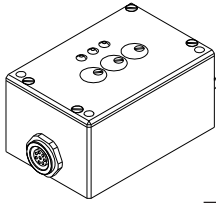
SLB-08
SLB-08-P
SLB-08-TP

Pulsating light amplifiers:



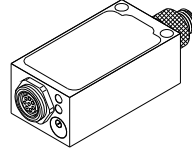
TLB-CON5

Connecting cables:
cab-M8/4-g-2 (2m)
cab-las5/PC (5m)



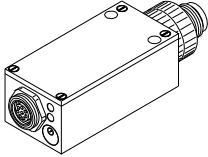
TLB-CON6

Connecting cable:
cab-las8/702-fem (2m)



TLB-CON8

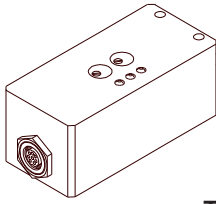
Connecting cable:
cab-M8/3-g-2 (2m)



TLB-CON12

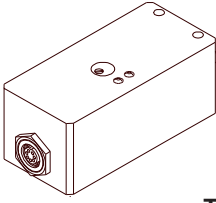
Connecting cable:
cab-M12/5-g-2-shd (2m)

Constant light amplifiers:



TLB-CON2

Connecting cable:
cab-las8/702-fem (2m)



TLB-CON11

Connecting cable:
cab-las8/702-fem (2m)